



# Empowering Team Teaching in Higher Education

**Best Practices in Engageli**



# Team teaching in the virtual higher education classroom

As online and hybrid programs expand, universities are finding that team teaching – where multiple instructors collaborate to lead a course – offers real benefits for both learners and educators. Done well, it can bring diverse perspectives into the classroom, support a stronger sense of community, and ease the workload for individual instructors.

But it also comes with challenges. Coordinating multiple people and roles, ensuring students don't get disengaged in the mix, and managing logistics across large, multi-section courses all require the right tools. That's where Engageli comes in.

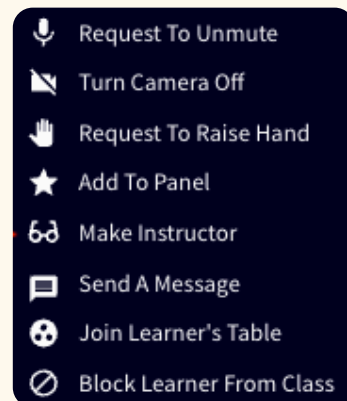
This guide highlights how Engageli supports team teaching with features designed to help instructors stay aligned, keep learners engaged, and manage complexity at scale.




## Clear roles, seamless collaboration

Engageli makes it easy for instructors and TAs to work together with clear role-based access.

- Up to two instructors can lead a session from the podium at once, making it easy to co-deliver content.
- TAs can support with tasks like moderating Q&A, checking in with table groups, muting learners, and helping with classroom logistics.
- Instructors and TAs can switch roles dynamically – TAs can step in to present, and instructors can move between roles as needed.



**Why it matters:** Engageli makes it easy for instructors and TAs to work together with clear role-based access.



## Built-in LMS integration

Engageli connects directly with your LMS to create a consistent and streamlined experience for students.

- Use deep links to customize access by section, course, or shared sessions, based on your instructional model.
- All learners access Engageli through a single link for the whole term, cutting down on confusion.
- Sessions are clearly labeled – whether it's a class, office hour, or study session – so students always know what they're joining.


**Why it matters:** Reduces miscommunication and helps students stay on track, especially in courses with multiple instructors or sections.

# Track learners across multi-section courses

Engageli helps track who's showing up and staying engaged – even across complex course structures.

- Attendance and engagement are logged for both live sessions and asynchronous playback.
- Rosters show which section each student is in, which is critical for managing team-taught and cross-listed courses.
- Attendance data can pass back to your LMS through LTI.

**Why it matters:** Makes it easier to track data and accountability, especially when you're managing a lot of students or teaching assistants.



## Flexible formats for active learning


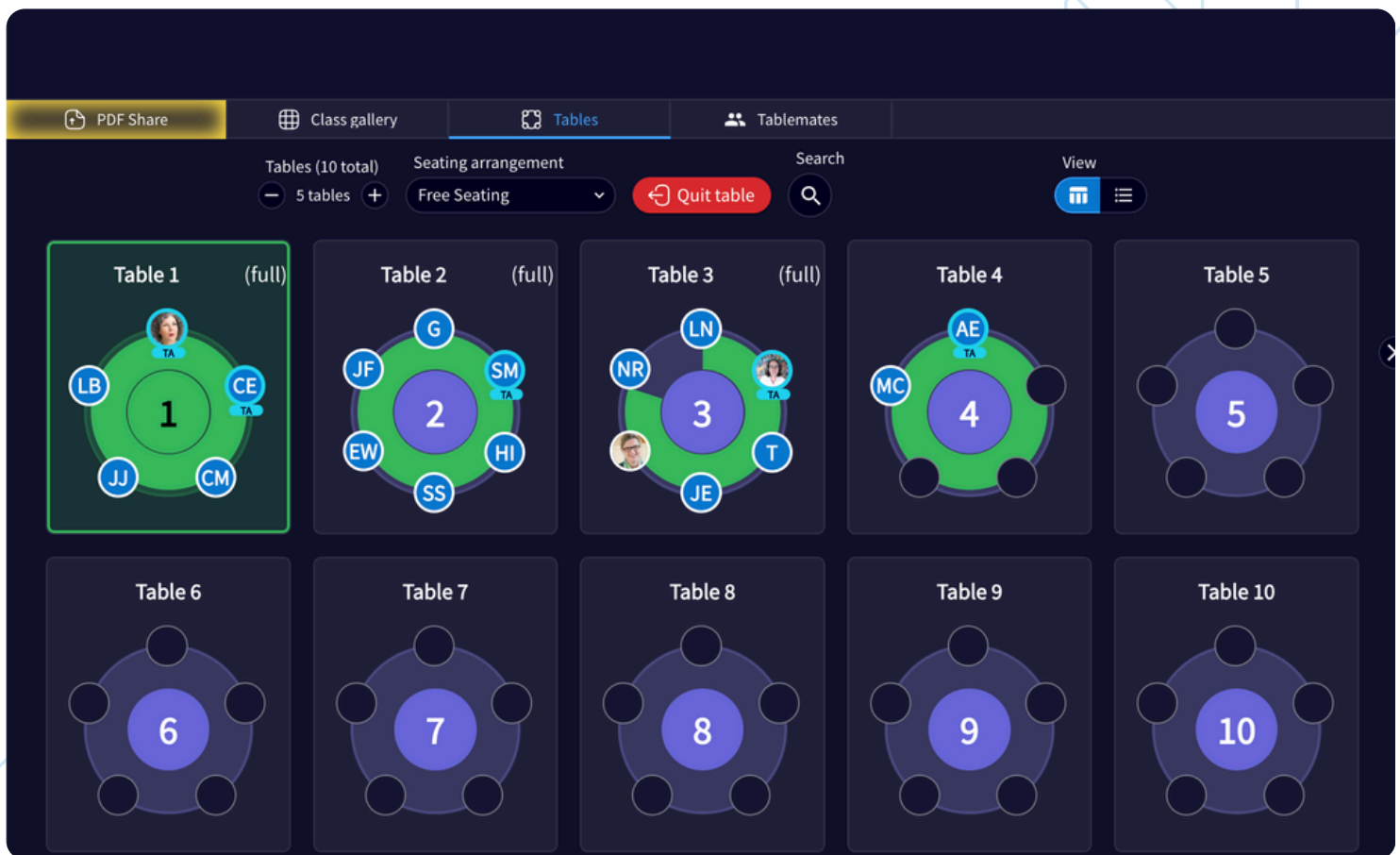
Whether you're teaching one large group or many smaller ones, Engageli supports multiple class formats and pedagogies.

- **Room Mode** for full-class discussions.
- **Table Mode** for small group work, project collaboration, and individualized instructor check-ins.
- **Breakout Tables** for private discussions without leaving the main session.
- **Playback Rooms** let students review past classes, take part in polls and Q&A, and interact asynchronously.

Instructors can move students between tables in real time to improve group dynamics or support participation. These modes allow instructors and TAs to divide and conquer by circulating among groups, providing feedback, and meeting learners where they are.

**Why it matters:** Helps instructors increase student engagement and manage active learning in large online classrooms.





## Designed to scale

Engageli's platform settings allow instructors to customize sessions based on class size and delivery needs.

- Adjust the number of tables and seats per table with a few clicks.
- The auto-rotate gallery feature lets instructors maintain a view of all learners.
- Extra tables can be added for staff or support roles.
- A quick guided tour helps new users get up to speed right away.

**Why it matters:** Makes it easier to support hundreds of students while maintaining quality and personalization.

# Tips for making team teaching work

## Monitor playback room data closely

Use engagement analytics to spot students who may need additional support or intervention.

## Standardize link naming in the LMS

Avoid confusion by labeling sessions clearly (Team Teaching Live vs. Office Hours).

## Define instructor and TA roles early

Use Engageli's login role selectors and dynamic switching to define responsibilities from day one.

## Use Engageli's table mode strategically

Table mode is great for group check-ins, targeted feedback, or differentiated instruction.

## See it in action



Engageli is built to make online teaching more collaborative, responsive, and student-centered.

If your institution is leaning into team teaching – whether across multiple sections, programs, or instructors – Engageli gives your teaching teams the tools they need to work better together and support students more effectively.

[Book a demo](#)

